




ASSOCIATED AND CATHOLIC COLLEGES OF WA

Rockingham Kwinana Associated Schools

Operations Manual 2025 v1



Contents

AIM.....	3
INVOLVEMENT.....	3
Participating Schools.....	3
Sport Staff Contacts.....	3
ACC Contacts.....	3
Host School.....	4
Meetings.....	4
ACC Service and Fee Guidelines.....	4
Sports and Divisions.....	5
Dates Of Play.....	5
Team Nominations/Commitment.....	6
Team Sizes.....	7
GENERAL CONDITIONS OF PARTICIPATION.....	7
Staffing.....	7
First Aid.....	7
Umpires/Referees.....	8
Umpire/Referee Requirements by Term and Competition.....	8
Venues.....	9
Fixtures.....	9
Start Times & Durations of Play Applicable to Weekly Fixtures.....	9
Dress.....	10
Protective Equipment.....	10
Substitutions.....	10
Send Off Rule.....	10
Reporting of Results.....	11
Mercy Rule.....	11
Ladder Points.....	12
Forfeits.....	12
Final Team Placings.....	13
Awards.....	13
Weather Policies.....	13
Cancelled Fixtures Due to Weather.....	14
One Day Carnivals.....	15
Senior One Day Carnivals.....	17
Appendices.....	18
1 Basketball.....	18
2 Cricket: Year 7/8 Super 8's.....	19
3 Netball.....	21
4 Soccer.....	22
5 Touch (Mixed).....	23
6 Volleyball (mixed).....	24
7 Instructions to Umpires/Referees.....	25
8 Team Uniforms.....	26
9 School Venue Locations.....	28
11 Working With Children Legislation.....	30
12 Game Etiquette & Codes of Behaviour.....	31

AIM

As a Sub-Association of the Associated & Catholic Colleges, it is the aim of the Rockingham Kwinana Associated Schools to provide interschool sport competitions that promote participation, sportsmanship, leadership and socialisation amongst students; as well as the opportunity to represent their schools.

INVOLVEMENT

ACC policy is that students competing in ACC sport must be under 19 years of age on 31st December. Students who have turned 19 years of age are not permitted to participate in ACC sport. It is also ACC policy that student participation is limited to secondary school students and that the minimum level for participation is enrolment in Year 7.

Participating Schools

School	Address	Telephone
Court Grammar School	Cnr Bishop and Soldiers Roads, Mundijong	9525 9140
Kolbe Catholic College	Dowling Street, Rockingham	9592 1500
Living Waters Lutheran College	Cnr Currie St and Swallowtail Pde, Warnbro	9593 1211
Mother Teresa Catholic College	731 Eighty Rd, Baldivis	9591 7100
Peter Carnley Anglican Community School	386 Wellard Rd, Wellard	9439 3499
The King's College	170 Bertram Road, Wellard	9411 4100
Tranby College	17 Tranby Drive, Baldivis	9524 2424

Sport Staff Contacts

School	Role	Contact	Email	Mobile
Court Grammar School	Sport Coordinator	Rob Furzer	rfurzer@cgs.wa.edu.au	0433 947 257
	Head of PE	James Piper	jpiper@cgs.wa.edu.au	0405 720 711
Kolbe Catholic College	Sport Coordinator	Melissa Dredge	melissa.dredge@cewa.edu.au	0410 925 102
	Head of PE	David Walker	david.walker@cewa.edu.au	0439 939 687
Living Waters LC	Sport Coordinator and Head of PE			
Mother Teresa CC	Sport Coordinator	Jason Norris	jason.norris@cewa.edu.au	0438 338 234
Peter Carnley ACS	Sport Coordinator and Head of PE	Matt Long	mlong@pcacs.wa.edu.au	0431 030 916
The King's College	Head of Sport	Tim Harris	timh@tkc.wa.edu.au	
Tranby College	Sport Coordinator	Sam Mainwaring	mainwarings@tranby.wa.edu.au	0417 175 016

ACC Contacts

Primary contact for SEAS
Sport Operations Manager Rebecca Wright rebecca.wright@cewa.edu.au 9278 0220 0408 905 770

Secondary ACC contacts	
Director of Sport Tom Bottrell tom.bottrell@cewa.edu.au 9278 0216 0416 127 839	Executive Officer Suzie Ehlers suzie.ehlers@cewa.edu.au 9278 0217 0400 252 112

Host School

The role of Host School is rotated across the years as follows.

2012	Tranby College	2018	Tranby College	2024	Kolbe Catholic College
2013	Kolbe Catholic College	2019	Kolbe Catholic College	2025	Tranby College
2014	Peter Carnley ACS	2020	Peter Carnley ACS	2026	Peter Carnley ACS
2015	Living Waters LC	2021	Living Waters LC	2027	Living Waters
2016	South Coast Baptist College	2022	The King's College	2028	The King's College
2017	Serpentine Jarrahdale GS	2023	Court Grammar School	2029	Court Grammar School

The Host School is responsible for chairing meetings.

Meetings

Meetings are to be held at regular intervals and will be convened at the following levels:

- RKAS Sport Coordinators meeting before all SMC meetings
at 1:00 pm, Newman Siena Centre, Training Room S2.02, on the following dates:
Term 1: Thursday **27 February**
Term 2: Thursday **1 May**, and, *if required*, Thursday **26 June**
Term 3: Monday **18 August**
 - Additional/alternative Sport Coordinators only – TBA if required
 - Principals and Sport Coordinators combined
at **Tranby College (TBC)**, Term 3: Tuesday **16 September**
Note: Principals & Sports Co combined meeting occurs on a 'needs only' basis.
Sport Coordinators also meet separately on this date, before/after (or in place of) the combined meeting.
- The Principal of the HOST school will chair combined meetings, whilst the Sport Coordinator is to act as Secretary and is responsible for issuing the pre meeting agenda, taking meeting minutes and issuing the minutes post meeting.
 - The Sports Coordinator of the HOST school chairs the Sport Coordinator meetings and is responsible for issuing the pre meeting agenda, taking meeting minutes and issuing the minutes post meeting.
 - Agendas are to be issued one week prior to meetings, and minutes derived from all meetings are to be circulated within one week of the meeting. There is an RKAS meeting proforma. All minutes circulated must be professional and include appropriate detail of the meeting and any actions deemed required.
 - Schools must have representation at all levels of meeting. Should a Sport Coordinator not be able to make the meeting, another qualified or experienced PE staff member should attend in their place and relay required information to the Sport Coordinator post meeting.

ACC Service and Fee Guidelines

ACC SPORT WA adheres to the following principles for sub-association sport.

1. The ACC complete and maintain key administrative tasks. These services are historically aligned with the existing team nomination fees that schools pay for sub-association sport, including:
 - a) Operations Manual updates
 - b) Team nominations
 - c) Fixture set up
 - d) Online results management
 - e) Tally of Placings
 - f) Payment of invoices and on charge of shared costs

Note: Once fixtures have been set and published based upon the team nominations, the ACC office is unable to guarantee that late changes occurring within the Term of the relevant fixtures, can be accommodated.

2. The ACC is not responsible for central venue, referee/umpire or first aid bookings. These tasks will be managed by the rostered convenor school and potentially shared with other Heads of Sport within the relevant sub-association.
3. Sub-association team nomination fees are invoiced at the end of each term for relevant competitions. This includes all round robin weekly competitions and one day carnivals. Team nomination due dates for weekly round robin competitions or one day carnivals will be set by ACC staff members who facilitate each group.
4. Team withdrawal “cut off” dates are implemented to allow for fixture modifications, results service, and venue and umpire booking adjustments. The cut off dates are scheduled 2 weeks (10 working days) prior to the competition start date. Schools will be invoiced the team nomination fee for withdrawn teams inside this period.
5. Provided the following requirements are adhered to, invoices from central venues, first aid and referee/umpire bookings can be sent to the ACC for payment and the on charging to schools with their share of the cost.
 - a) Schools need to ensure the invoices are made out to the Associated & Catholic Colleges of WA. The ACC cannot pay invoices that are made out to a school or to an independent party.
 - b) Schools must check that invoices are accurate before forwarding them to the ACC.
6. Sub-association convenor schools will manage the following responsibilities:
 - a) With the assistance of the sub-association member schools, schedule competition dates ahead of the calendar year.
 - b) Coordinate the central venue, first aid and referee/umpire bookings, as per relevant rosters in sub-association Operations Manuals if applicable.

Sports and Divisions

Unless otherwise negotiated with the group, the **minimum commitment** for each RKAS school is one team for each of the following.

Term 1 Summer	Term 2 Winter	Term 3 Winter	Term 4 Summer
Y7/8 Cricket (One Day Carnival)	Y7 G/N Netball	Y7-9 Mixed Volleyball (One Day Carnival)	Y7-9 Mixed Touch (One Day Carnival)
Y10-12 B Basketball	Y8/9 G Netball	Y7-9 Soccer	Y7 B/N Basketball
Y10-12 G Basketball	Y8/9 B Basketball	Y10-12 Mixed Volleyball	Y7-9 G Basketball
	Y10-12 G Netball (One Day Carnival)		
	Y10-12 B/N Soccer (One Day Carnival)		

Withdrawal Cut-off: Any school unable to fulfil a team within a sport/grade is to notify the RKAS Sport Coordinator group via email no later than Friday of Week 1 of the relevant competition’s Term.

Dates Of Play

Most Junior (Years 7, 8 & 9) and Senior (Years 10, 11 & 12) RKAS competitions take place on Wednesday afternoons. There are also four One Day Carnivals each year, one per term; these are as indicated in the Sports Commitment table: Term 1 Junior Cricket, Term 2 Senior Netball and Soccer, Term 3 Junior Volleyball and Term 4 Junior Touch.

RKAS competitions run in all four school terms.

Team Nominations/Commitment

	Year Group/s	Gender	Sport	Term & Format	Court Grmr	Kolbe	Living Waters	Mother Teresa	Peter Carnley	The King's	Tranby	Total
Junior	7/8	Open	Cricket	T1, * One-Day Carnival (Week 6: Tuesday 11th March)	1	1	1	1	1	1	1	7
Senior	10-12	G	Basketball	T1, weekly after school (Wednesdays)	1	1	1	1	1	1	0	6
Senior	10-12	B	Basketball	T1, weekly after school (Wednesdays)	1	1	1	1	1	1	0	6

Junior	7	G/N	Netball	T2, weekly after school (Wednesdays)	1	1	1	1	1	1	0	6
Junior	8/9	G	Netball	T2, weekly after school (Wednesdays)	1	1	1	1	1	1	0	6
Junior	8/9	B	Basketball	T2, weekly after school (Wednesdays)	1	1	1	1	1	1	0	6
Senior	10-12	G	Netball	T2, One-Day Carnival (Week 9: 25th June)	1	1	1	1	1	1	1	7
Senior	10-12	B/N	Soccer	T2, One-Day Carnival (Week 9: 25th June)	1	1	1	1	1	1	1	7

Junior	7-9	Open	Soccer	T3, weekly after school (Wednesdays)	1	1	1	1	1	1	0	6
Junior	7-9	Mixed	Volleyball	T3, * One-Day Carnival (Week 6: 26th August)	1	1	1	1	1	1	1	7
Senior	10-12	Mixed	Volleyball	T3, weekly after school (Wednesdays)	1	1	1	1	1	1	0	6

Junior	7	B/N	Basketball	T4, weekly after school (Wednesdays)	1	1	1	1	1	1	0	6
Junior	7-9	G	Basketball	T4, weekly after school (Wednesdays)	1	1	1	1	1	1	0	6
Junior	8/9	Mixed	Touch	T4, * One-Day Carnival (Week 4: 4th November)	1	1	1	1	1	1	1	7

**All RKAS sports will be included in the RKAS Tally of Placings for 2025.

Schools agree to their team nominations at the final RKAS review meeting of the year prior.

The team nomination fee for RKAS in 2025 is **\$98.80 per team** which includes a results management service fee of **\$17.80**.

Withdrawal Cut-off: Any school unable to fulfil a team within a sport/grade is to notify the RKAS Sport Coordinator group, along with the ACC RKAS contact, via email no later than the Friday in Week 1 of the relevant term.

Sport Coordinators and schools need to ensure that all teams are adequately filled with correct playing numbers prior to the competition day. All precautionary measures should be taken to prevent a team withdrawal. E.g. using younger students or minimum playing numbers to get the team playing.

Team Sizes

The maximum, minimum and preferred on-court/field team sizes for SEAS sport competitions are outlined in the following table.

Sport	Minimum Team Size	Team Size On-court/field (preferred)	Maximum Team Size
Cricket	8	11 on field	
Basketball	4	5 on court	10
Netball	5	7 on court	12
Soccer	10	11 on field	15
Touch	6	6 on field	10
Volleyball	4	6 on court	12

GENERAL CONDITIONS OF PARTICIPATION

Staffing

- Suitable teaching staff are to be assigned to and accompany each team, in a coach or manager role, by the Principal in consultation with the Sports Coordinator.
- Where possible schools should always attempt to place *suitable staff with knowledge of the relevant sport* to the coach or manager roles.
- If necessary, non-staff adults (e.g. parents or past students) may be authorised by the Principal to coach teams, provided that, in the estimate of the Principal and Sports Coordinator, such individuals are suitably qualified to do so. In line with each school's 'Duty of Care', the presence of staff with each team at all times must be ensured.
- The duties of scorer, timer, linesperson, and boundary umpires are to be carried out by competent officials or suitable persons nominated by the Coach/Manager, e.g. senior students, parents, etc.
- **Both** home and away teams must supply a Scorer for netball and basketball. Cricket and Volleyball scores are kept by the coaches whilst umpiring.
- Each school is to engage all necessary staff and meet its own costs in this regard.
- Staff authority:
 Staff from both schools engaged in a fixture have the authority to address and or discipline students from the opposite school. Where possible, staff should consult with and seek permission from each other before disciplining students from an opposing school.

First Aid

- **Each school** is responsible for the provision of first aid to their own students.
- **Each team** should carry their own travel safe first aid kit.
- **Each group of school teams** at a venue should have access to a mobile phone for emergency purposes.
- **Each school** should have a list of student emergency contact details on hand at both home and away venues.
- Home teams should advise the visiting school on their arrival the locations of: first aid service (if provided), ice/cold packs (provided by Home team), drinking water and toilets.
- All schools should have on hand the phone contact details of all RKAS Sports Coordinators.

First Aid at One Day Carnivals

For Senior Netball and Soccer carnivals, all host venues and/or central venues are required to have a First Aid service available. This may be through St John’s First Aid, Perth Medical Volunteers or Sport Staff One (SSO). These first aid costs are then shared amongst the competing teams/schools.

For the Junior Cricket, Junior Volleyball and Junior Touch carnivals, RKAS schools have determined that, provided attending staff have First Aid certifications, external First Aid services are not necessary.

Umpires/Referees

- Each team must provide qualified officials (umpire/referees) for all games as set out below in the requirements table. Each school is to meet its own costs for this provision.
- Cricket and Volleyball scores are kept by the umpires.
- Schools should always use accredited umpires/referees for all Senior sport fixtures.
- Individual schools must be aware of their ‘Duty of Care’ obligations if providing non-accredited officials.
- All umpires are to wear appropriate official attire, so they are easily identified during games.
- In the scenario where an umpire/referee is not available or is absent for a match, both coaches are to step in and umpire/referee the game. Alternatively, a suitable senior player from both teams can stand in to enable the match to go ahead.

Schools might wish to source umpires/referees from:

SSO – Sport Staff One (Multiple Sport Referees & Umpires)
 Director Billy Mitchell 0400 477 251
 sport@ssoaustralia.com / b.mitchell@ssoaustralia.com
 Website: www.ssoaustralia.com

Reffing Hoops WA (Basketball Referees)
 Manager Simon Petersen 0403 376 645
 enquiries@reffinghoops.com.au
 Website: www.reffinghoops.com.au

Umpire/Referee Requirements by Term and Competition

Term 1	Term 2	Term 3	Term 4
Cricket: Year 7-8 Both team coaches will umpire <ul style="list-style-type: none"> ▪ 1 central umpire ▪ 1 square leg umpire 	Basketball: Year 8-9 Boys Home team: <ul style="list-style-type: none"> • 1 qualified external referee • 1 second referee (e.g. adult/senior student) 	Soccer: Year 7-9 Home team: <ul style="list-style-type: none"> • 1 qualified central referee Both teams: <ul style="list-style-type: none"> • 1 sideline referee each 	Basketball: Year 7-9 Girls Home team: <ul style="list-style-type: none"> • 1 qualified external referee • 1 second referee (e.g. adult/senior student)
Basketball: Year 10-12 Boys Home team: <ul style="list-style-type: none"> • 2 qualified external referees 	Netball: Year 8-9 Girls Home team: <ul style="list-style-type: none"> • 1 qualified umpire • 1 second umpire (e.g. adult/senior student) 	Volleyball: Junior Home team: <ul style="list-style-type: none"> ▪ 1 umpire (can be one of the coaches) 	Basketball: Year 7 Boys Home team: <ul style="list-style-type: none"> • 1 qualified external referee • 1 second referee (e.g. adult/senior student)
Basketball: Year 10-12 Girls Home team: <ul style="list-style-type: none"> • 1 qualified external referee • 1 second referee (e.g. teacher/adult) 	Netball: Year 7 Girls Home team: <ul style="list-style-type: none"> • 1 qualified umpire • 1 second umpire (e.g. adult/senior student) 	Volleyball: Senior Home team: <ul style="list-style-type: none"> ▪ 1 umpire (can be one of the coaches) 	Touch Football: Year 8-9 Mixed <ul style="list-style-type: none"> • 1 qualified Touch referee – cost split by teams
	Netball: Year 10-12 Girls (ODC) 2 qualified umpires per court – cost split by teams		
	Soccer: Year 10-12 Boys (ODC) 1 qualified central referee per field – cost split by teams		

Venues

It is the responsibility of the school providing the venue to ensure that all grounds/courts are clearly/correctly marked. Grounds/courts should be adequately maintained as to provide a safe playing area. Planned venue information is available in the appendices of this document, within the fixtures on the ACC web site, within *SportsDash*, and on the ACC web site at: <http://www.accsport.asn.au/interschool-sport/rkas/venues>.

It is the expected etiquette of the home school to have a staff member available to meet and greet the away school upon their arrival at the venue. The home school staff member should brief the away school as to the location of drinking water, toilets/change rooms, emergency phone (if required) and first aid facilities (if available).

For One Day Carnivals, it is expected etiquette that all schools arrive at venues in time for the Carnival Manager's briefing. Host School Carnival Managers should brief school staff and officials as to the location of drinking water, toilets/change rooms, emergency phone (if required) and first aid facilities.

Fixtures

Fixtures for the year are available on the ACC web site at: <http://www.accsport.asn.au/interschool-sport/rkas/fixtures> and will also be displayed in *SportsDash*. Generally, weekly fixtures will usually have boys and girls at opposite venues (home v away).

Start Times & Durations of Play Applicable to Weekly Fixtures

- All games MUST have a minimum of at least 40 minutes playing time to constitute a match. Quarter and half-time breaks are not to be counted within the playing time.
- Specific playing times for individual sports are outlined within the appended rules.
- Start/Finish Times:
 - Games are to commence at 3:45 pm or ASAP between 3:30 pm and 4:00 pm once both teams are ready. Games should not start later than 4:00 pm.
 - All matches MUST finish no later than 5:00 pm, to allow adequate time for the return journey of travelling schools.
 - Should an 'away' school arrive at the host school early, and both teams are ready to begin play, games can commence before 3:45 pm provided officials and umpires are also present and ready for the game to begin.
 - Schools must ensure their travel arrangements accommodate game start times. If necessary, Principals & Sport Coordinators should consider releasing the involved staff and students early on occasion.
 - The latest start time to avoid a forfeit is 4:20 pm (as this allows for the minimum 40 minutes playing time).
- Warm Up: Both teams must arrive at the venue at least 10 minutes prior to start time to allow for an adequate warm-up.
- If it is not possible to complete 40 minutes of playing time due to a late start, then the offending team will forfeit the match.
- In the case of a match forfeit due to a late start, a 'social/friendly' game will still be played but the playing time will be reduced by mutual agreement between coaches ensuring equal half playing periods (e.g. 15 minute halves). The result of the "social/friendly" game will be invalid, and the game will be scored as a forfeit in the competition results system.
- Forfeits: In the event of a game being forfeited due to late arrival, then the forfeit must be 'declared' before the start of the 'friendly/social' match. The forfeit is to be declared in the first instance by the coach of the offending team; if not then by the umpire/referee; if not then by the non-offending coach; and failing this the home team Sports Coordinator. If the forfeit is not 'declared' before the match, the result will stand.

- Schools MUST ensure that they educate staff, students & outside coaches of the forfeit rules and procedures above, to ensure they are implemented in the right spirit.

Dress

For all sports players will wear standard school sports uniforms as per those listed in [Appendix 10](#).

For Netball and Basketball where position letters or numbers must be worn, these can either be bibs, numbered basketball singlets or position patch netball tops. Should there be a clash with the school colours for any sport, an extra set of bibs should be brought to the game. Non marking shoes are to be used for all netball and basketball games.

It is not acceptable to wear tracksuits during games; the only regular exception to this being Soccer Goalkeepers, who may wear tracksuits or part thereof. In extreme adverse climatic conditions, provided the coaches have convened and agreed, tracksuit tops may be worn, but NOT tracksuit bottoms.

Hats should be encouraged in summer sports, especially Cricket.

Protective Equipment

It is essential that all required protective equipment is always worn and that the equipment is maintained at optimal levels. Students are to be advised of the requirement to use appropriate protective equipment during all games as follows.

Cricket	Groin protectors are recommended for batters and wicket keepers in cricket. Gloves, pads, helmets are allowed but are not required for Super 8's cricket provided the correct SupaSoft Kookaburra ball is used.
Basketball & Netball	Mouth guards are strongly recommended; schools must take full responsibility for any accidents due to players not wearing mouthguards.
Soccer	Shin pads are compulsory. Mouth guards are strongly recommended; schools must take full responsibility for any accidents due to players not wearing mouthguards.

Substitutions

To encourage maximum participation, there are no limits on the number of substitutions allowed during a game. Players may rotate on/off the court/field; however, all substitutions must be directed through the referee/umpire. Minimum playing numbers and maximum squad sizes should be followed.

Send Off Rule

If a student is sent from the field of play, he/she is *not* permitted to return to the field of play for that game. However, that player may be replaced immediately by one of the reserve players. The umpire/referee should indicate the reason for the send-off to the team coach and the player concerned when it is convenient. If the incident is of a serious nature (i.e. violence, vilification, unruly behaviour), a written report is to be made by the umpire and coach and copies sent to the Sport Coordinators of each school. The Sport Coordinators should then take appropriate action.

Refer to the appendices for further *Instructions to Umpires/Referees*.

Reporting of Results

Scoresheets are available on the web site at <https://accsport.asn.au/category/information/scoresheets>.

Staff from all teams are to submit scorecards, signed by both coaches, to the Sport Coordinator who is responsible for results entry. The ACC office may request copies of results from teams to verify scores in the event of a dispute or query. Sport Coordinators are required to keep all scorecard records for the duration of the year.

Results of all fixtures are reported using the **SportsDash** on-line results system through the ACC web site. The **Home team is to enter all results in SportsDash within 24 hours** of the fixture. Once all results are entered the Home team must check that results are displaying correctly on the ladder.

In the event of a problem with scores, the ACC may ask for a copy of the results so that they can be re-entered.

The Away team needs to check all results within 48 hours from when the home team notifies that results have been entered. If there are any errors, the home team has one week to correct them.

It is suggested that the **SportsDash App** be promoted to coaches, students and parents and that the ladders be used to motivate individuals, teams and coaches/managers throughout the season.

If for any unforeseen circumstance the results cannot be entered by the home team using **SportsDash** then the away team should enter the results. If **SportsDash** is down and results cannot be entered on-line, then the results can be emailed to the ACC office.

Note:

- Coaches and staff from both teams are to agree on forfeits *before the start of play*. This information is to be clearly indicated on the scorecard.
- Results reported are considered final once confirmed online; both teams' coaches/managers and captains must settle scoring discrepancies immediately after the game before the final scorecards are signed.

Mercy Rule

RKAS schools have agreed that a 'mercy rule' is to be applied to all summer and winter sports as necessary. The purpose of the Mercy Rule is to ensure that the enjoyment and participation of all players remains paramount.

Once a particular maximum score margin has been reached, the coaches are to implement the Mercy Rule. Coaches should communicate and cease the scoring at this stage of the game. I.e. **The score at the time of implementing the Mercy Rule is recorded as the final result.**

The following score margins are the maximum allowed.

Soccer	8 goals difference
Netball	30 goals difference
Basketball	40 points difference
Touch	8 tries difference
Cricket	N/A
Volleyball	N/A

Once the Mercy Rule is enacted, the game continues until full-time with coaches/officials in charge determining the best course of action to encourage ALL students to have a positive playing experience.

Coaches will subtly make appropriate changes to facilitate a more equally matched game. Such changes to the game are to be made discretely, so that players are not overly aware of them, and no team or player feels belittled. Possible examples of Mercy Rule implementation measures include:

- giving the strongest players more bench time
- rotating player positions so that stronger players have less influence on the game
- reducing playing numbers on the field to match the opposition if they are short of players

- loaning the opposition some players (even after half time)

Ladder Points

Win	4 points
Loss	1 point
Draw	2 points
Forfeit	Win: 4 points Loss: 0 points

Teams with equal points on weekly and final competition ladders, will be separated in the following manner:

Basketball	Point Differential (points <i>for</i> minus points <i>against</i>)
Soccer	Goal Differential (goals <i>for</i> minus goals <i>against</i>)
Netball	Goal Differential (goals <i>for</i> minus goals <i>against</i>)
Touch Football	Try Differential (tries <i>for</i> minus tries <i>against</i>)
Super 8's Cricket	Run Differential (runs <i>for</i> minus runs <i>against</i>) May also refer to wickets taken if required.
Volleyball	Set Differential (sets <i>for</i> minus sets <i>against</i>), then Point Differential (points <i>for</i> minus points <i>against</i>)

If differential is equal, the final determining factor may be the head-to-head result between the tied teams.

In the case of incomplete or extended Round Robin fixtures, a match ratio may be used to determine the final ladder.

Forfeits

Schools should avoid forfeiting a fixture unless all other options have been considered prior to confirming the forfeit with the ACC. If at any stage a school cannot fill a team, they should first try to source players from a lower age group to fill in. The alternative option is to contact the opposition school and discuss the possibility of reducing the playing number of both sides so that the game can still go ahead. This must be done prior to the teams meeting for the fixture. **This includes using Year 6 students for a Year 7 team.** Schools should also consider the option of rescheduling a game if both schools can agree on a suitable date.

Early communication is essential to alleviate problems arising from forthcoming forfeits. The latest time for a forfeit to be communicated is 11:00 am on the day of the fixture. All communication between schools advising the opposition of a forfeit **MUST** be conveyed through the main reception of the school, if the Sport Coordinator has not been reached by phone. This allows the school to inform all teachers and students as soon as possible so any further arrangements can be made. It also minimizes the chance that the message will not be relayed quickly should a sport coordinator be teaching or in-class at the time.

A team causing a forfeit will receive 0 points, whilst the opposition will receive 4 points for that fixture.

To assist with the separation of teams with equal points on weekly and final competition ladders, the team winning a forfeit, will be awarded a predetermined score for the particular sport. The team losing will have that predetermined score count against them. (See table below).

Forfeit information is to be clearly indicated on the scorecard.

Forfeit Scores – automatically calculated by results system (Do Not Enter)

	For	Against	Games
Soccer	8	0	
Touch Football	8	0	
Super 8's Cricket	80	0	
Basketball	40	0	
Netball	30	0	
Volleyball	3	0	

Final Team Placings

There will be no finals fixtured. Final team placings will be determined by position on the ladder at the end of the season. Crossover Finals may, however, be considered as a part of the RKAS Senior One Day Carnivals in Netball & Soccer (pending fixture makeup).

Awards

A single plaque will be awarded to each school acknowledging any premiership teams in that RKAS year. Individual team plaques will not be awarded.

There is also a perpetual RKAS shield that will be awarded to the overall winning school for each year, based on the Tally of Placings. **Each year, the school winning the perpetual shield is required to arrange the relevant shield plate engraving for that year, ahead of the following year's Term 3 meeting where it is to be returned to the ACC.**

Weather Policies

Hot Weather

- Home school contacts weather bureau by 11:30am. If the weather conditions are extreme (high temp & high humidity), the home school cancels and informs the opposition school and the ACC by 12 noon.
- Team coaches: Duty of care to students is of paramount importance and individual coaches/managers always have the power to cancel an individual match if they believe that student health and safety is at risk. Where possible they should consult with the home school Sport Coordinator.
- The provision of water is the responsibility of the individual players and the team manager, not the home school. The home school should always point out a water tap on location to the away school.
- It is the responsibility of the home school to provide adequate shade shelter for away teams if no natural shade is present.
- Where possible the following guidelines should be followed when matches are played under hot/humid conditions:
 - Use venues that are indoors or shaded. Outside hard courts should not be used due to increased radiant heat.
 - Normal sun protection measures (hats/sunscreen) should be strictly followed
 - Reduce match length or period length to minimum playing time – 40 minutes
 - Increase player rotation through the bench
 - Provide frequent rest/drink breaks
 - Ensure that rest breaks are in shaded areas.
 - Ensure students drink water BEFORE, DURING and AFTER the match
 - Use common sense in hot/humid conditions and remember that student welfare always comes first.

Severe Winter Weather

At 11:30 am Sports Coordinators to consult and if the consensus is a disaster (lightning and hail) then games are cancelled. If doubtful, teams should always show up. In the case of inclement (wet) weather, teams show up at the venue and a decision is made by the Home Sports Coordinator on site as to whether games continue. Winter fixtures should only be cancelled if the weather is severe (lightning/hail/wind) and poses a risk to student well-being – rain itself is not severe and cause for cancellation.

In extremely cold conditions, provided the coaches have convened and agreed, tracksuit tops may be worn, but NOT tracksuit bottoms

Current weather forecasts can be obtained from the Bureau of Meteorology website.

Cancelled Fixtures Due to Weather

It is in the spirit of the RKAS competition that schools cancelling matches due to bad weather should not be penalized on the ladder. Should a school decide to cancel a game they are to inform the ACC and other schools on the following day. In situations where some games are cancelled at one venue and played at other venues the policy is:

- In fixtures where games are played at one venue and not at another in the same sport (e.g. yr 7-9 Soccer), ALL results at all venues in that sport are null and void.
- When home teams cancel all games due to weather only those sports affected by weather should be abandoned and any indoor games should still go ahead as normal. Points for games played indoors in these cases will count provided all fixtured games were played at all venues.
- If fixtures are cancelled all RKAS schools are to be notified so that only relevant scores are entered for that round. ACC is to be notified so cancelled fixtures can be displayed as cancelled in the results entry system.

One Day Carnivals

RKAS schools have a One Day Carnival (ODC) in each Term of the school year, as follows:

- Term 1: Week 6 - Year 7/8 Cricket
- Term 2: Week 9 - Year 10-12 Girls Netball and Year 10-12 Boys/Neutral Soccer
- Term 3: Week 6 - Year 7-9 Mixed Volleyball
- Term 4: Week 4 - Year 8/9 Mixed Touch

Generally, these are held at host school venues or central venues with adequate playing space for the number of teams competing. Results from the One Day Carnivals will be included in the RKAS Tally of Placings along with the weekly RKAS sport competitions.

ODC Host Schools

Host schools are rotated on yearly basis with 5 of the 7 RKAS schools hosting a One Day Carnival each year. This means that each RKAS school can expect to be the Host School of a One Day Carnival 5 times every 7 years.

Please refer to the roster below.

Note: For any given year, if two rostered host schools wish to swap their allocated ODC Sport/Term with each other for mutually beneficial reasons, the decision to do so must be made before the end of the previous year and communicated to the ACC and to all RKAS schools.

One-Day Carnival Host Schools					
	Term 1	Term 2		Term 3	Term 4
<i>sport</i>	Cricket	Soccer	Netball	Jnr Volleyball	Touch
<i>venue</i>	TBA	Lark Hill	Mike Barnett	TBA	TBA
2024	Tranby	Kolbe	Living Waters	Peter Carnley	The King's
2025	Tranby	Court Grammar	Kolbe	Living Waters	Mother Teresa
2026	The King's	Court Grammar	Tranby	Kolbe	Peter Carnley
2027	Mother Teresa	The King's	Court Grammar	Tranby	Living Waters
2028	Peter Carnley	Mother Teresa	The King's	Court Grammar	Kolbe
2029	Living Waters	Peter Carnley	Mother Teresa	The King's	Tranby
2030	Kolbe	Living Waters	Peter Carnley	Mother Teresa	Court Grammar
2031	Tranby	Kolbe	Living Waters	Peter Carnley	The King's
2032	Court Grammar	Tranby	Kolbe	Living Waters	Mother Teresa
2033	The King's	Court Grammar	Tranby	Kolbe	Peter Carnley
2034	Mother Teresa	The King's	Court Grammar	Tranby	Living Waters
2035	Peter Carnley	Mother Teresa	The King's	Court Grammar	Kolbe
2036	Living Waters	Peter Carnley	Mother Teresa	The King's	Tranby
2037	Kolbe	Living Waters	Peter Carnley	Mother Teresa	Court Grammar

ODC Host School Duties

Prior to the carnival (approximately 3-6 months in advance):

- book a suitable venue (with an adequate number of courts/fields)
- book referees/umpires for the carnival
- book First Aid (e.g. St John's or Perth Medical Volunteers) if required. **See notes on First Aid requirements on the following page.**
- Soccer: ensure Soccer field lines are marked. If they are not, consider a WA company like *Mark My Turf* to remark field lines in readiness for the carnival.

On the day of the carnival:

- Provide a Carnival Manager (CM). CM aims to arrive first at about 9:00 am for venue set-up and to ensure everything is in place.
 - Soccer – set up corner flags/goal nets where applicable.
 - Netball - ensure courts are ready with padding on the goal posts.
 - Volleyball - ensure courts are ready with nets at the appropriate height.
 - Touch - ensure adequate fields are set up as per the conditions in Appendix 2.
 - Cricket - ensure adequate fields are set up as per the conditions in Appendix 3.
 - Arrange/bring a small fold up table and chair and set up a spot where the Carnival Manager will be based (e.g. veranda or small marquee).
 - Ensure toilets are open and accessible.
 - Consider location where First Aid will set up at the venue.
 - Consider bringing some spare whistles for umpires.
 - Consider bringing some extra *non-playing* senior students to act as Scorers on each court/field, or as Sideline Referees for Soccer. These students should wear a high-visibility vest (over school uniform) and be acknowledged as officials on the day.
 - CM must bring an airhorn or siren or bell that can be used to control the central timing for the day, across all fields/courts. The CM controls the timing.
- 9:30 am – Teams will arrive with coaches. Umpires/referees should also be booked to arrive approx. 30 minutes prior to games starting so they are in attendance for the morning briefing.
- 9:40 am – CM at each venue conducts a professional morning briefing.
Crucial briefing attendees are Coaches, Referees/Umpires, Scorers and Team Captains.

Items to be communicated:

- venue layout, toilet location, court/field allocation, where first aid will be set up,
- scoresheets need to come to the CM at the end of each round in a central location,
- end of day procedure and place for acknowledgements (e.g. court/field 1). Teams should gather quickly for the relevant acknowledgements so that return on buses is not delayed.
- Playing the game in the right spirit and ensuring all players and teams have an enjoyable carnival experience. No tolerance for poor behaviour; coaches should substitute any players from the field or court before any tensions escalate (be proactive).
- For Netball and Soccer, outline the extra time rules; there are to be no draws.
- 10:00 am – Round 1 underway on all courts/fields (timing controlled by the CM)
- Following each Round - CM will enter results into **SportsDash**. (This can be done on the mobile phone app or the website.) If there are any issues with results entry, contact the ACC office for assistance.
- ~ 2:00 pm – at the conclusion of the final round CM conducts short acknowledgements with all players, coaches and officials in a central location. Ensure a professional and pleasant finish to the day.
 - Acknowledge and congratulate all teams, players and staff
 - Thank the referees/umpires and first aid service at the carnival
 - Congratulate the winning team in the carnival pool and ask winning school captain to come forward and say some words of thanks. (Note: the winners of the Senior Netball and Soccer move forward in the ACC Championship in Term 3).

CM and Host School – clean venue and ensure you leave the venue in good condition – i.e. bring spare rubbish bags and make sure no rubbish is left lying around courts/fields and check ablutions to ensure they are relatively clean.

Senior One Day Carnivals

The Senior ODC gives RKAS schools the opportunity to progress into the ACC Championship Tournament within the sports of Netball and Soccer. One-Day Carnivals were the preferred RKAS option due to the extensive Term 2 study commitments of senior students and their involvement in end of Semester exams.

ODC Squad Sizes:

- Netball: 12 players (7 on court, 5 substitutes) – this aligns with ACC Championship
- Soccer: 18 players (11 on field, 7 substitutes) – this aligns with ACC Championship

ODC Extra Time Rules (due to the need to have results-based carnival):

- Netball: If scores are level at full time the “Golden Goal rule” will apply (the game will continue in until the next deciding goal is scored). As soon as the goal is scored, the game is complete i.e. 29-28 final result.
- Soccer: If scores are level at full time, the game will immediately have a short and modified penalty shootout of 3 penalties per team. Three designated penalty kickers from each team take turns. If scores are still level after 3 penalties, the penalties will continue 1 for 1 until the advantage goal is scored (deadlock is broken). The result is then entered as 1-0 (penalty score acts as a goal scored). In game goals are also scored as this is crucial for the goals for/against differential.

First Aid at One Day Carnivals

For Senior Netball and Soccer carnivals, all host venues and/or central venues are required to have a First Aid service available. This may be through St John’s First Aid, Perth Medical Volunteers or Sport Staff One (SSO). These first aid costs are then shared amongst the competing teams/schools.

For the Junior Cricket, Junior Volleyball and Junior Touch carnivals, RKAS schools have determined that, provided attending staff have First Aid certifications, external First Aid services are not necessary.

Appendices

1 Basketball

Specific Rules & Playing Conditions

TEAMS

Teams are to consist of 5 on-court players with up to five (5) interchange players (squad of 10). Minimum number of four (4) players will be required for a game to officially begin.

If a team has 4 players, the opposing team is required to take one of the following actions:

- Play with only 4 players on the court at all times (equal up playing numbers)
- Loan the opposition enough players to play a full match as 5 v 5

DRESS

Basketball strip with numbered singlets or tops from 4 to 15. Non marking shoes are to be worn in games played indoors. Mouth guards are highly recommended.

DURATION OF PLAY

Games are to consist of two (2) x twenty (20) minute halves with a five (5) minute half time.

In the event of an unscheduled reduction in the time available to play, the halves are to be reduced accordingly.

RULES

The rules of the Australian Basketball Association will apply except as stated otherwise in this document.

The game clock will not be stopped for any reason – central timing is used.

SUBSTITUTIONS

Are to be made via the referee.

TIME OUTS

There are no time-outs in the last 5 minutes of each half. Player substitution in the final 5 minutes of each half should also be kept to a minimum in the “spirit of the game” and not used to enhance “time wasting”.

FORFEITS

Less than 4 players will result in a forfeit, but teams are encouraged to still play a scratch match/friendly for the duration of the allocated time.

EQUIPMENT

The home team is to provide the match ball.

Ball size (All years): Boys – size 7 / Girls – size 6

SCORESHEETS

Scorers from both teams must sit together and compile/compare scores throughout the game.

Scoresheets are to be signed by the referees and coaches of each team at the conclusion of the fixture. It is assumed that scoring discrepancies are settled immediately at the conclusion of the fixture should they occur, and that results entered in the result system and reported to the ACC office are final.

Scoresheets are available on the web site at <https://accsport.asn.au/category/information/scoresheets>.

2 Cricket: Year 7/8 Super 8's

Specific Rules & Playing Conditions

TEAMS

Teams are to consist of EIGHT (8) players, however, only six (6) players will be required for a match to officially begin. Players may be of mixed gender. If a team has 6 players, the opposition team should organize the following;

- Select 1 batting pair from the short team to bat twice.
- Loan the other team the remainder of the players for fielding (to bring them to 8 in the field)

DRESS

Players are to be dressed in school sports uniform.

DURATION OF PLAY

Games are to consist of a maximum of 12 six-ball overs bowled by each side. Normal Super 8's rules are for 16 overs per team, but this has been reduced to 12 overs per team to fit the match within the hour timeframe.

RULES

- Each game to be played between two teams of eight players with the home team batting first.
- A game consists of a maximum of 12 **five-ball overs** bowled by each side with a maximum of 5 balls per over. (A reduction from six-ball overs to better accommodate the One-Day Carnival format.)
- A team may not declare its innings closed.
- Each pair of the fielding side shall bowl one or two overs (total of 3 overs); to be decided prior to start of the match.
- The wicketkeeper shall be permitted to bowl.
- Bowlers are limited to a 10-metre run-up. (limit also applies to the wicketkeeper's position).
- Boundaries
 - 4 runs scored as normal. Batsman may run extras. (i.e. Boundary four (4) plus runs) If in the event of a run out, batting side will lose runs, run but keep the boundary four (4) with no penalty.
 - 8 runs scored for any ball passing over the boundary on the full, but no extras are allowed to be run.
- A wide ball shall count as 2 extra runs and no extra ball shall be bowled
 - Note: bowling width is 24 inches (60cm) from middle stump on the off-side and 18 inches (45cm) on the leg side.
 - Upon the call of "wide" the ball shall remain live. (i.e. batsmen can run)
- No-ball – teachers should concur before the start of each game to ensure common call across the full game
A no - ball shall count as 2 extras and no extra ball shall be bowled.
- Any runs will be credited to the batting team in addition to the extras.
- No-ball:
 - Bouncing above shoulder height.
 - Full toss above waist height.
 - Wicketkeeper is more than 20 metres from the stumps. (strikers end)
 - Ball bounces more than once.
- Retirement: Batsman bat for three (3) overs and then swap with new pair ensuring all players bat.
- Batting Penalty: When a wicket is taken (bowled, caught, run out or stumped) the batting team will be penalised five (5) runs for each wicket taken.
- Fielding Restrictions
 - No more than 4 fielders on the leg side.
 - Pitch length is set at 18m stump to stump, this is slightly reduced from a full-length pitch of 20m.
 - For the first 7 overs there must be 2 stationary fieldsmen within 10m (i.e. pitch length) of the striker.

FORFEITS

Less than six (6) players will result in a forfeit, but teams are encouraged to play a scratch match/friendly for the duration of the allocated game time.

FIELD SET UP

The boundaries shall be between a maximum radius of 50 metres from the centre of the wicket (i.e.: 100m diameter) and a minimum radius of 25m. Boundaries set to accommodate ground size.

Host school is to provide wickets and boundary line cones.

EQUIPMENT

For Super 8's Cricket the following protective equipment is recommended when playing with the correct SupaSoft Kookaburra ball (Senior ball). Groin protector for batters and wicketkeepers is highly recommended. Pads, gloves and helmets are not required in Super 8's cricket unless a hard ball is used instead of a SupaSoft ball.

Ball to be used: Kookaburra SupaSoft (Senior ball).

UMPIRES

The two coaches of the teams are to act as umpires. Fielding team coach will be the central umpire and batting team coach will be based at square leg. Both coaches are to keep tally of runs scored (keep score during the game) and ensure totals are correct at the end of each innings.

SCORING

Final scores are to be entered into the result system as runs total only. There will be no area for wickets to be recorded in the set up. Example: Team A 56 runs defeated Team B 39 runs.

SCORESHEETS

Scoresheets are to be signed by the umpires and coaches at the conclusion of the fixture. It is assumed that scoring discrepancies are settled immediately at the conclusion of the fixture and that results reported to the ACC office are final.

Scoresheets are available on the web site at <https://accsport.asn.au/category/information/scoresheets>.

3 Netball

Specific Rules & Playing Conditions

TEAMS

Teams are to consist of seven (7) players with up to five (5) interchange players (squad of 12). Unlimited interchange.

Minimum number of players is five (5). If a team has 5 players, the opposing team is required to take one of the following actions:

- Play with only 5 players on the court at all times to equal playing numbers
- Loan the opposition enough players to play a full match at 7 v 7 or equal numbers above 5.

DRESS

Players are to wear sports uniform and lettered netball positional bibs.

DURATION OF PLAY

All games are to consist of four (4) x ten (10) minute quarters with 1-minute break at quarter and three-quarter time (change ends only) and a five (5) minute half time break.

Games to be played in full.

RULES

Rules are in accordance with the Western Australian Netball Association.

INTERCHANGE

Advise opposition team players or management – All changes should occur at quarter time, half time, 3 quarter time. Injured players can be interchanged during each quarter.

FORFEITS

Less than 5 players will result in a forfeit being recorded but teams are encouraged to play a scratch match/friendly for the duration of the allocated time.

EQUIPMENT

Players should be encouraged to wear mouth guards. Size 5 netball is recommended for gameplay.

SCORESHEETS

Scoresheets must be checked for consistency at quarter, half time, and three-quarter time.

Scoresheets are to be signed by the umpires and coaches of each team at the conclusion of the fixture. It is assumed that scoring discrepancies are settled immediately at the conclusion of the fixture. Umpires are to coordinate and ensure that they concur on scores at each break. Results reported to the ACC office are considered final.

Scoresheets are available on the web site at <https://accsport.asn.au/category/information/scoresheets>.

UMPIRES

If a senior student umpire is assisting a qualified referee in junior RKAS netball, they must continue to do so for the entire game. Umpires should not be swapping during a game.

4 Soccer

Specific Rules & Playing Conditions

TEAMS

Teams are to consist of eleven (11) players with a maximum of four (4) substitute players (squad of 15). Eight (8) players will be required for a match to officially begin (Senior Y10-12 Boys) and six (6) players will be required for a match to officially begin (Junior Soccer). If a team has 8 (senior players) or 6 (junior players) the opposing team is required to take one of the following actions:

- Play with only 8 or 6 players on the field at all times to equal up opposition numbers
- Loan the opposition enough players to play the full match as 11 v 11 or equal up numbers.

DRESS

Players are to be dressed in school sports uniform. All players must wear shin pads.

DURATION OF PLAY

All games are to consist of two (2) x twenty (20) minute halves with a five (5) minute half time. Games are to be played in full.

RULES

Rules are in accordance with the Australian Soccer Federation and FIFA.

SUBSTITUTES

Substitutes are to be made via the referee. Substitutes may return to the field as a part of interschool sport.

FORFEITS

Less than eight players will result in a forfeit, but teams are encouraged to play a scratch match/friendly for the duration of the allocated time.

FIELD SIZE

A full-size soccer field should be used in all fixtures under 11 v 11 (100m length x 65m width approximately)

Should the game be reduced to minimum playing numbers, field size should also be reduced accordingly so that the game is enjoyed by all players. Consideration of a 60m length x 35m width field with makeshift goals or goal posts.

EQUIPMENT

All players must wear shin pads. Goalkeepers are advised to wear keeping gloves.

Home team is to provide 2 goal nets and 4 corner flags and set up the field for each game. Each team (home & away) is to provide a linesperson with a flag.

Size 5 soccer ball recommended for all gameplay.

SCORESHEETS

Scoresheets are to be signed by the central referee and coaches at the conclusion of the fixture. It is assumed that scoring discrepancies are settled immediately at the conclusion of the fixture and that results reported to the ACC office are final.

Scoresheets are available on the web site at <https://accsport.asn.au/category/information/scoresheets>.

5 Touch (Mixed)

Specific Rules & Playing Conditions

TEAMS

Teams are to consist of six (6) players with a maximum of four (4) interchange players (squad of 10). Substitution is made via the coach not the central referee. Minimum number of five (5) players will be required for a game to officially begin.

If a team has 5 players, the opposing team is required to take one of the following actions:

- Play with only 5 players on the field at all times (equal up playing numbers: 3:2 ratio)
- Loan the opposition enough players to play a full match as 6 v 6

Gender ratio of players on the field must be a minimum of 4:2: Example 4 boys and 2 girls.

DRESS

Players are to be dressed in school sports uniform which must be numbered or wear numbered bibs/vests.

DURATION OF PLAY

Games are to consist of two (2) x twenty (20) minute halves with a five (5) minute halftime.

RULES

Rules are in accordance with the Australian Touch Association Rules Book.

SUBSTITUTIONS

Substitutions are to be made via the sideline by the coach. They must not go on the field until the player they are substituting has reached the sideline. Substitutions are best made when the ball is being played at centre field.

EQUIPMENT

The host school is to have suitably sized markers of a distinguishing colour and made from a safe and pliable material which are to be positioned at the intersection of sidelines and score lines (total of fourteen (14) markers). See diagram below for field layout.

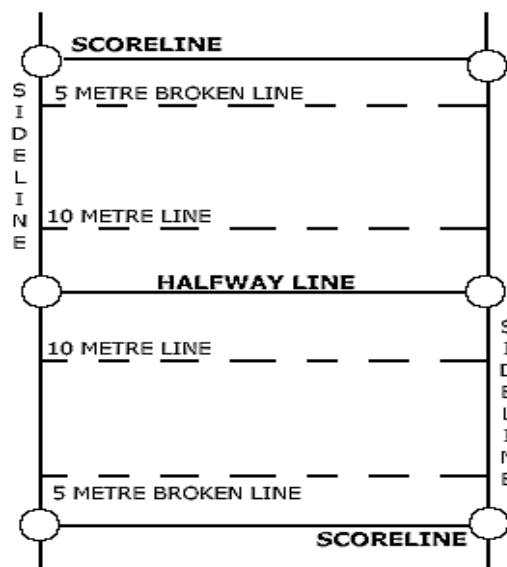
SCORESHEETS

Scoresheets are to be signed by the referee and coaches at the conclusion of the game. It is assumed that scoring discrepancies are settled immediately at the conclusion of the fixture and that results reported to the ACC office are final.

Scoresheets are available on the web site at <https://accsport.asn.au/category/information/scoresheets>.

FIELD SET UP

The host school is to set up the playing field at an approximate 60m (length) x 40m (width). This can be completed using cones as indicated.



6 Volleyball (mixed)

Specific Rules & Playing Conditions

TEAMS

Teams consist of six (6) on court players with up to six (6) substitutes. Minimum number of players is four (4). At all times a **minimum of 2 players of each gender must be on court**. Teams are to be graded where applicable.

DRESS

Players are to be dressed in school sports uniform.

START TIME FOR SENIORS

3:30/3:45 – 4:45 pm

DURATION OF PLAY

Games are to be contested over the best of 3 sets or minimum of 45 minutes play.

Games are to finish by 5:00 pm at the latest.

LOCATION

Games will be played at the listed home school or at a predetermined location. Teams to check fixtures each week.

RULES

International Volleyball rules will apply except as stated otherwise in this document. The first 2 sets are played to 25 points with the 3rd set being up to 15 points (sudden death format for all sets). If a team wins two (2) sets the game continues (i.e. a third set is still played) until time is completed or a team gets to 15 points before the time expires (5:00 pm).

Ensure schools have referees available (can be the coach/teacher) for each game and is able to referee at a good standard for Volleyball. The team listed first on the fixture is to provide the match ball.

NET HEIGHT

Net height to be consistent across all school venues and set at 2.24 m for Seniors and 2.12 m for Juniors. (Note: TKC has fixed net heights.)

SCORING & SCORESHEETS

The games completed at the call of time shall constitute the "set". The final match result will be determined by each team's total sets won. The first two sets are played to 25 points with the third set being played to 15 points (sudden death format).

NB: Results reported are considered final - scoring discrepancies must be settled by both team's coaches/managers and captains before scoresheets are signed.

TIMERS & SCORERS

Scorer and timer must sit together with the umpires for the duration of the game.

Scoresheets are available on the web site at <https://accsport.asn.au/category/information/scoresheets>.

7 Instructions to Umpires/Referees

Prior to the Game

- Ensure both teams have Timekeepers, timing pieces, Scorers, scorecards and pens; and that Timers and Scorers are located in close proximity to one another.
For Netball - advise scorers to compare scores at each break.
- Meet both teams in the centre of the court/field/oval, where they line up apposite each other and shake hands.
- Briefly explain specific rules of note.
- Conduct toss of coin for direction of play.
- In case of inclement weather conduct the 'prior to game' instructions in the most practical and convenient manner possible.
- In case of a late arrival/start, predetermine if this will result in a forfeit and the length of time a match will be played. Ensure both coaches are aware of any forfeits or reduced match times before the start of play.

During the Game

- Enforce the rules of the game.
- Encourage a sense of discipline and cooperation whilst the game is in progress.
- Verbally recognise good play.
- Maintain correct on-ground procedures.
- Players sent off, will be off for the rest of the game. Explain the reason for the send-off to the coach/manager and player at the first convenient break.

After the Game

- Direct 3 cheers to each team.
- Check and sign the scorecard. Ensure Coaches have also checked and signed.

NB: The coach is the key to a team's behaviour on and off the field.

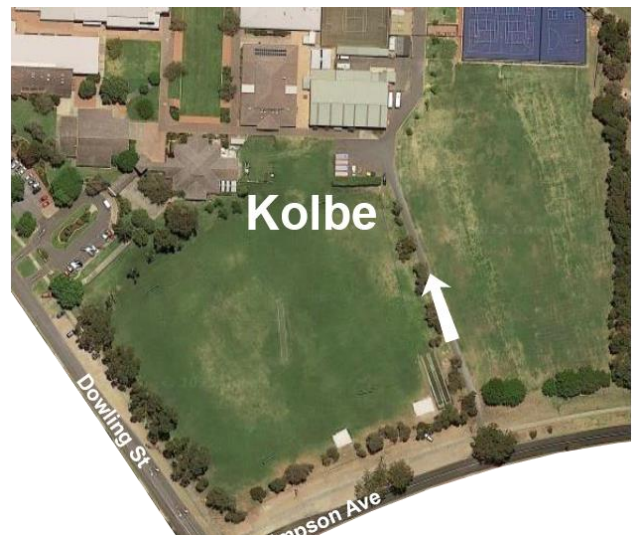
8 Team Uniforms

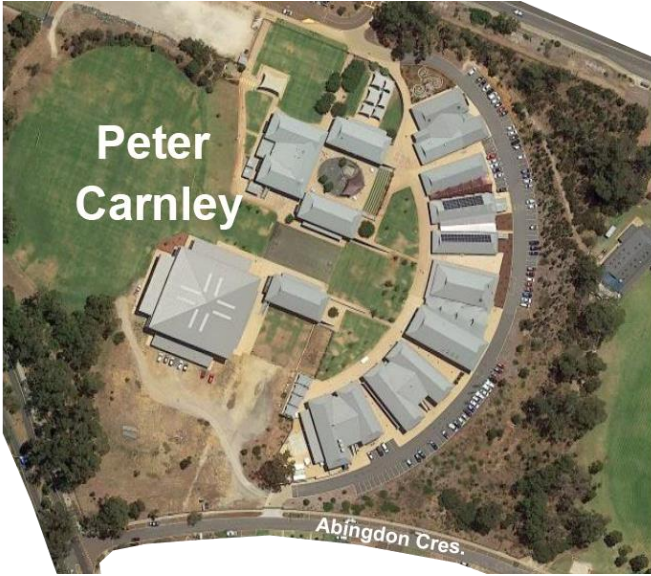
	School	PE Uniform	Basketball	Soccer	Netball	Touch/Cricket
GIRLS	Court Grammar School	Dark blue, aqua, and white polo shirt with dark blue shorts	Dark blue singlet with aqua numbers, dark blue shorts, OR Dark blue, aqua & white polo shirt with dark blue shorts with bib top.	Dark blue, aqua, and white polo shirt with dark blue shorts & soccer bib tops	Dark blue, aqua, and white polo shirt with dark blue shorts with netball bib tops	Dark blue, aqua, and white polo shirt with dark blue shorts
	Kolbe Catholic College	Navy shorts, light blue polo, white socks & shoes	Navy shorts, light blue top with navy and yellow trimming	Navy shorts, navy socks with red & gold hoops, light blue soccer shirt with navy & pink trimming	Navy shorts, light blue polo. Netball bibs are either red, blue or yellow.	Navy shorts, black singlet with yellow trimming and white numbers
	Living Waters Lutheran College	Light blue polo shirt with LWL logo & navy shorts	Teal basketball singlets with LWL logo and white number on back & navy shorts	Light blue polo shirts with LWL logo, blue bibs with white letters & navy shorts	Light blue polo shirt with LWL logo, blue netball bibs with white letters & navy shorts	Light blue polo shirt with LWL logo & navy shorts
	Mother Teresa Catholic College	Royal blue polo shirt with white stripes, collar and MTCC logo. Navy blue shorts	Royal blue singlets and shorts with white trim. Black number on the back of singlet.	Royal blue polo shirt with white stripes, collar and MTCC logo. Navy blue shorts. With soccer sib tops.	Royal blue polo shirt with white stripes, collar and MTCC logo. Navy blue shorts. Bibs are white/yellow/red/purple.	Royal blue polo shirt with white stripes, collar and MTCC logo. Navy blue shorts.
	Peter Carnley ACS	Navy polo shirt with maroon strip on sides with PCACS logo & navy shorts	Navy singlet with maroon strip on sides with PCACS logo & navy shorts.	Navy polo/singlet with maroon strip on sides with PCACS logo & navy shorts. Navy bib with white numbers.	Navy polo/singlet with maroon strip on sides with PCACS logo & navy shorts. Navy netball bib with white numbers.	Navy polo shirt with maroon strip on sides with PCACS logo & navy shorts
	The King's College	Navy Blue Shirt, white and gold with dark blue shorts	Navy Singlet with gold trim	Navy Blue Shirt, white and gold with dark blue shorts	Navy Blue Shirt, white and gold with dark blue shorts	Navy Blue Shirt, white and gold with dark blue shorts
	Tranby College	Sky blue shirt with black sleeves, black shorts and black hat	Sky blue singlet with navy blue numbers	Sky blue shirt with black sleeves, black shorts and navy blue bibs with sky blue numbers	Sky blue shirt with black sleeves, black shorts and navy blue netball bibs	Sky blue shirt with black sleeves, black shorts and black hat

School	PE Uniform	Basketball	Soccer	Cricket	Touch/Cricket
Court Grammar School	Dark blue, aqua, and white polo shirt. Dark blue shorts.	Dark blue singlet with aqua numbers, dark blue shorts, OR Dark blue, aqua & white polo shirt with dark blue shorts with bib top.	Dark blue, aqua, and white polo shirt with dark blue shorts with soccer bib tops	Dark blue, aqua, and white polo shirt with dark blue shorts	Dark blue, aqua, and white polo shirt with dark blue shorts
Kolbe Catholic College	Navy shorts, light blue polo, white socks & shoes	Navy shorts, light blue singlet with navy and yellow trimming	Navy shorts, navy socks with red & gold hoops, light blue soccer shirt with navy & white trimming	Navy shorts with light blue polo, white socks & shoes	Navy shorts, black singlet with yellow trimming and white numbers
Living Waters Lutheran College	Light blue polo shirt with LWL logo & navy shorts	Teal basketball singlets with LWL logo and white number on back & navy shorts	Navy shorts, navy top with a white and teal stripe across the top	Light blue polo shirt with LWL logo & navy shorts	Light blue polo shirt with LWL logo & navy shorts
Mother Teresa Catholic College	Royal blue polo shirt with white stripes, collar and MTCC logo. Navy blue shorts	Royal blue singlets and shorts with white trim. Black number on the back of singlet.	Royal blue polo shirt with white stripes, collar and MTCC logo. Navy blue shorts. With soccer sib tops.	Royal blue polo shirt with white stripes, collar and MTCC logo. Navy blue shorts.	Royal blue polo shirt with white stripes, collar and MTCC logo. Navy blue shorts.
Peter Carnley ACS	Navy polo shirt with maroon strip on sides with PCACS logo. Navy shorts	Navy singlet with maroon strip on sides with PCACS logo & navy shorts	Navy polo/singlet with maroon strip on sides with PCACS logo & navy shorts. Navy socks.	Navy polo shirt with maroon strip on sides with PCACS logo & navy shorts	Navy polo shirt with maroon strip on sides with PCACS logo & navy shorts
The King's College	Navy Blue Shirt, white and gold with dark blue shorts	Navy Singlet with gold trim	Navy Blue Shirt, white and gold with dark blue shorts	Navy Blue Shirt, white and gold with dark blue shorts	Navy Blue Shirt, white and gold with dark blue shorts
Tranby College	Sky blue shirt with black sleeves, black shorts and black hat	Sky blue singlet with navy blue numbers	Sky blue shirt with black sleeves, black shorts and black and sky blue tops	Sky blue shirt with black sleeves, black shorts and black hat	Sky blue shirt with black sleeves, black shorts and black hat

9 School Venue Locations

SCHOOL	ACCESS DIRECTIONS
Court Grammar School Cnr of Bishop & Soldiers Rd, Mundijong	Buses should approach from Soldiers Rd, then turn onto Bishop Rd (heading West) and park in the bus bays next to the large bus shelter at the front of the school.
Kolbe Catholic College Dowling Street, Rockingham	Buses should drive down the slip road off Simpson Ave, between the two ovals. There is bus parking off Simpson Rd.
Living Waters Lutheran College Cnr of Currie St & Swallowtail Parade, Warnbro	Buses can park in the sealed carpark adjacent the gymnasium, accessed via Swallowtail Parade, or in the bays surrounding the oval on Swallowtail Parade.
Mother Teresa Catholic College 732 Eighty Road, Baldivis	Buses can park at Peckham Reserve, directly opposite the college gymnasium and playing fields. Students can then disembark and access the Gym and playing fields through the Northern Gates.
Peter Carnley Anglican Community School 386 Wellard Rd, Wellard	Buses should arrive at the back of the school and park on Abingdon Crescent (there is a parallel parking area designated for buses). Students will get disembark and go through the school's back gate to get to the gymnasium or oval.
The King's College 170 Bertram Road Wellard	Buses should enter from Bertram Road, drive along the College driveway, and follow the directions to where bus parking is available.
Tranby College 17 Tranby Drive, Baldivis	Turn into Tranby Drive, off Eighty Road, then turn left into the "Kiss & Drive" just past the fire station.





11 Working With Children Legislation

Certain people working with children in WA are required to undergo a '**Working with Children Check**' (WWCC), as mandated by State Government legislation. Schools involved in sub-association sport are required to comply with the legislation.

Persons deemed to be working with children are any volunteers, employees or contractors (over 18 years of age) who in their usual duties are likely to have contact with children. Contact includes any form of physical contact, oral communication and electronic communication. People who are exempt from the legislation include volunteers under 18 years of age, and volunteers who are a parent of a child participating at the event.

All officials working at ACC sub-association sport events are required to be checked under the Working with Children (WWC) legislation. To comply with the legislation schools providing officials are to ensure they are checked and have either a current WWC ID number, are covered by an exemption or are covered as a teacher under their TRB registration. Schools need to keep records of their officials WWC status and/or ID number, reason for exemption or TRB status and number.

WWC records can be recorded in a simple format using the following example:

Position	Name	Volunteer / Paid	Exempt? – Why?	WWC Card Number
Sports Trainer	John Brown	Paid	No	123456
Basketball Ref	Sue Brown	Volunteer	Yes – parent of David Brown	Not required
Bus Driver	Rob Jones	Paid	No	123455

For more information:

ACC Guidelines: <http://www.accsport.asn.au/specialdl/policies/wwc.PDF>

WWC website at: www.checkwwc.wa.gov.au

12 Game Etiquette & Codes of Behaviour

The ACC strives to encourage and support all RKAS schools in the running of their Sub-Association competitions, under the maxim '*Sport in the right Spirit*'. Good sportsmanship is an integral part of all that is best in sport. It includes a generous spirit, true respect for others, graciousness and an ability to resist the temptation of gaining an unfair advantage. Good sportsmanship is honourable behaviour and a valuable life skill both on and off the playing field.

All team members should agree to:

- Support fellow team members by participating to full capacity.
- Be suitably attired in the appropriate school sporting uniform.
- Promote worthy competition without losing the aspect of enjoyment of participation and maintain a friendly atmosphere.
- Respect the opposition's involvement as individuals and a team.
- Encourage fair play by abiding with umpiring decisions.
- Assist team managers and coaches by offering organisational assistance where possible.
- Take heed of their school's ethos while participating.
- Assist in the preparation of venues for the fixtures.
- Cater for the needs of opposing players as occasions arise.
- Encourage social interaction.

Codes of Behaviour

The ACC Codes of Behaviour were made with reference to *Play By The Rules*, *The Equal Opportunity Act of 1984* and behaviour codes produced by the *Australian Sports Commission*. They have been developed to assist everyone involved in ACC sport to promote worthy competition and make it clear what is deemed acceptable behaviour. All those involved in ACC fixtures such as players, coaches and spectators are required to adhere to these codes, which can be accessed here: <https://www.accsport.asn.au/interschool-sport/acc-championship/codes-conduct>.